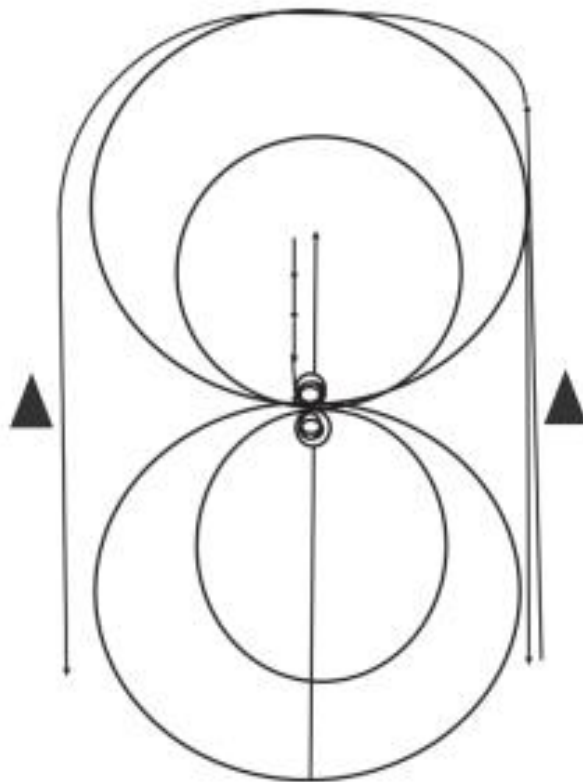




2023

Fall Finale
Pattern Book

MoRHA Fall Final 2023



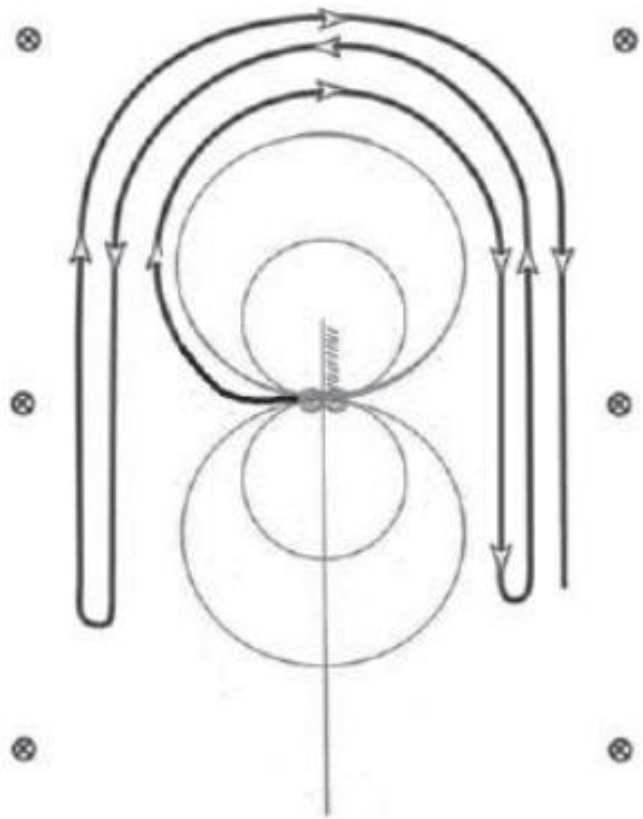
NOVICE RANCH REINING PATTERN 9

1. Run down center past marker and stop; Back 8-10 feet, 1/4 turn left.
2. Right lead lope large fast, small slow stop.
3. 3 spins right.
4. Beginning on the left lead complete 2 circles the first one large and fast and the second small and slow, stop.
5. 3 spins left.
6. Right lead lope but do not close circle, go past middle marker, stop. Roll back left.
7. Run down past middle marker, stop, Hesitate to show completion of pattern.

RANCH REINING PATTERN #6

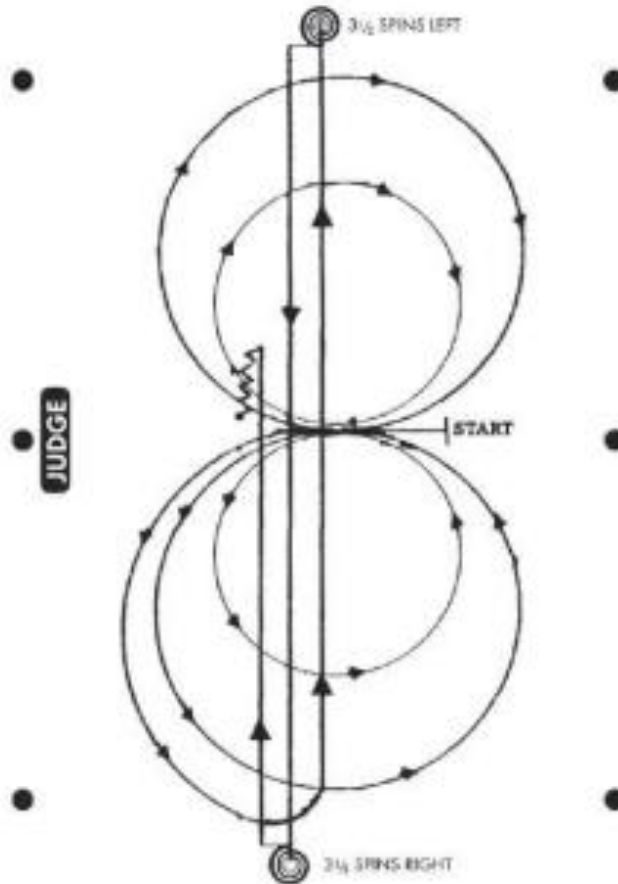
1. Run in past middle marker. Stop.
2. Back 8-10 feet to center of arena.
3. 3 spins to the right.
4. 3¼ to the left.
5. Begin on the right lead, lope circles, first large fast, second small slow; change leads to the left.
6. First circle small slow; second circle large fast; change leads.
7. Run down and stop. Roll back to the left.
8. Rundown and stop. Roll back to the right.
9. Run down and stop. Hesitate to show completion.

Rider must drop bridle to the designated judge



MoRHA Fall Final 2023

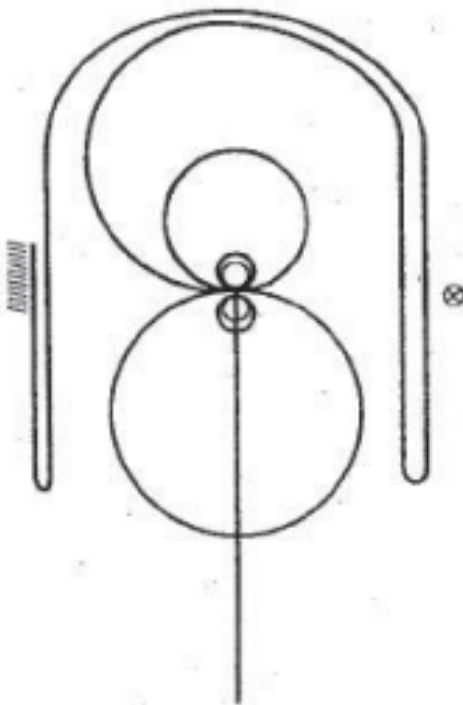
WORKING COW HORSE PATTERN # 9



Trot to center of arena, stop. Start pattern facing towards the judge.

1. Beginning on the left lead complete 2 circles to the left, the first circle large and fast, and the second circle small and slow. Change leads at the center of the arena.
2. Complete 2 circles to the right, the first large and fast, the second circle small and slow. Change leads at the center of the arena.
3. Continue around end of arena without breaking gait or changing leads, run down center of the arena past without breaking gait or changing leads, run down center of the arena past the end marked, execute a square sliding stop.
4. Complete $3\frac{1}{2}$ spins to the left.
5. Run down center of arena past end marker, execute a square sliding stop.
6. Complete $3\frac{1}{2}$ spins to the right.
7. Run down center of arena past center marker, execute a square sliding stop. Back at least 10 feet. Hesitate to complete a square sliding stop. Back at least 10 feet. Hesitate to complete pattern.

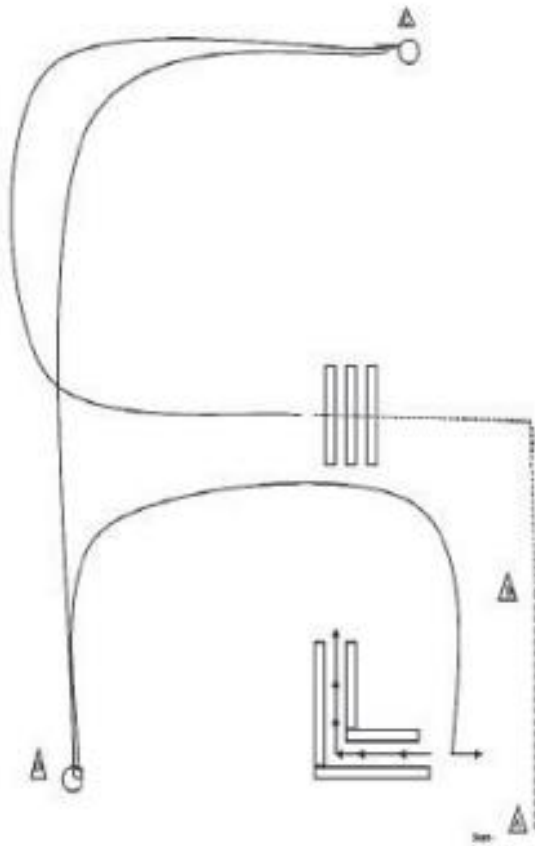
WORKING RANCH HORSE PATTERN # 2



MANDATORY MARKERS ALONG FENCE OR WALL- RIDE PATTERN AS FOLLOWS:

1. Start at end of arena. Run down middle to center marker to a square sliding stop.
2. Complete 2 spins to right.
3. Complete 2 $\frac{1}{4}$ spins left.
4. Begin on right lead and complete one circle right small and slow. Change leads.
5. Complete one circle left large and fast. Change leads.
6. Continue loping around end of arena without breaking gait. Run strait down the right side of the arena past the center marker and do a left rollback.
7. Continue back around the previous circle but do not close this circle. Run down the left side of the arena past the center marker and do a right rollback.
8. Continue past center marker and do a sliding stop.
9. Back at least 10 feet in a straight line.
10. Hesitate to complete pattern.

MoRHA Fall Final 2023



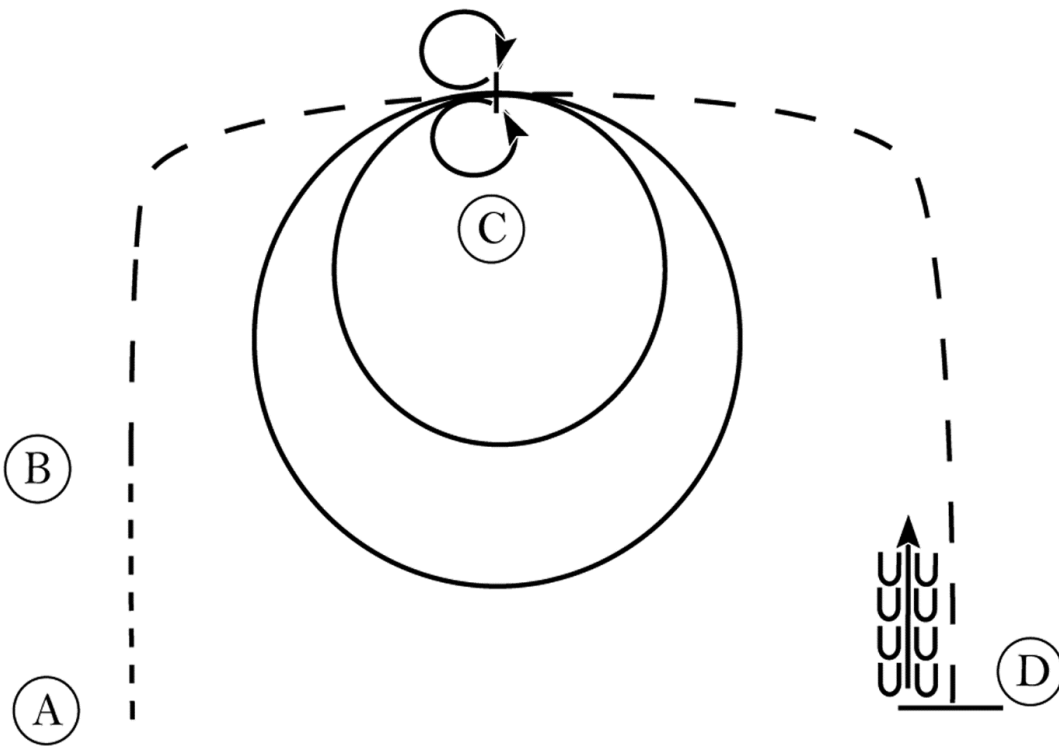
Ranchmanship Pattern #2

1. Walk A-B.
2. At cone trot to and over cross poles.
3. After poles are cleared Right lead lope.
4. At Cone ;Stop.
5. 1 1/2 spin left.
6. Left lead lope to cone; Stop.
7. 1 1/2 spins right.
8. Lope right lead to chute; Stop; 90° turn.
9. Back thru Chute.

MoRHA Fall Final 2023

www.HorseShowPatterns.com

www.HorseShowPatterns.com

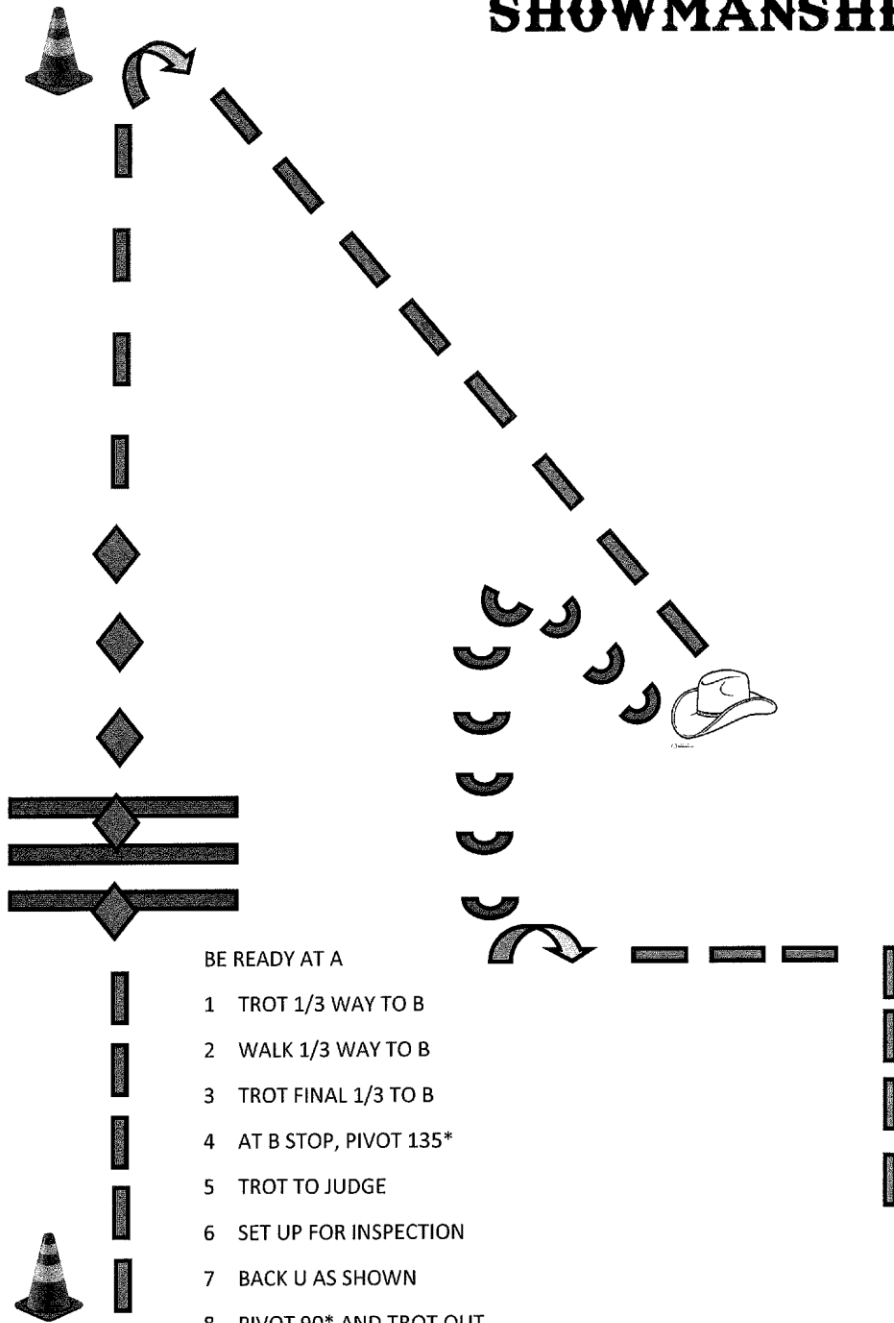


1. Jog A to B
2. At B extend the jog to C
3. Stop at C and perform a 360 degree turn to the left
4. Lope a small, slow circle around C on the left lead
5. Stop at C and perform a 360 degree turn to the right
6. Lope a circle with speed around C on the right lead
7. At C extend the jog to D
8. Stop at D and back approximately one horse length.

Walk	-----
Jog	- - - - -
Extended Jog	-----
Lope	—————
Leg Yield	
Lead Change	↘
Back	←←←
Marker	⊙
Sidepass	←---→

MoRHA Fall Final 2023

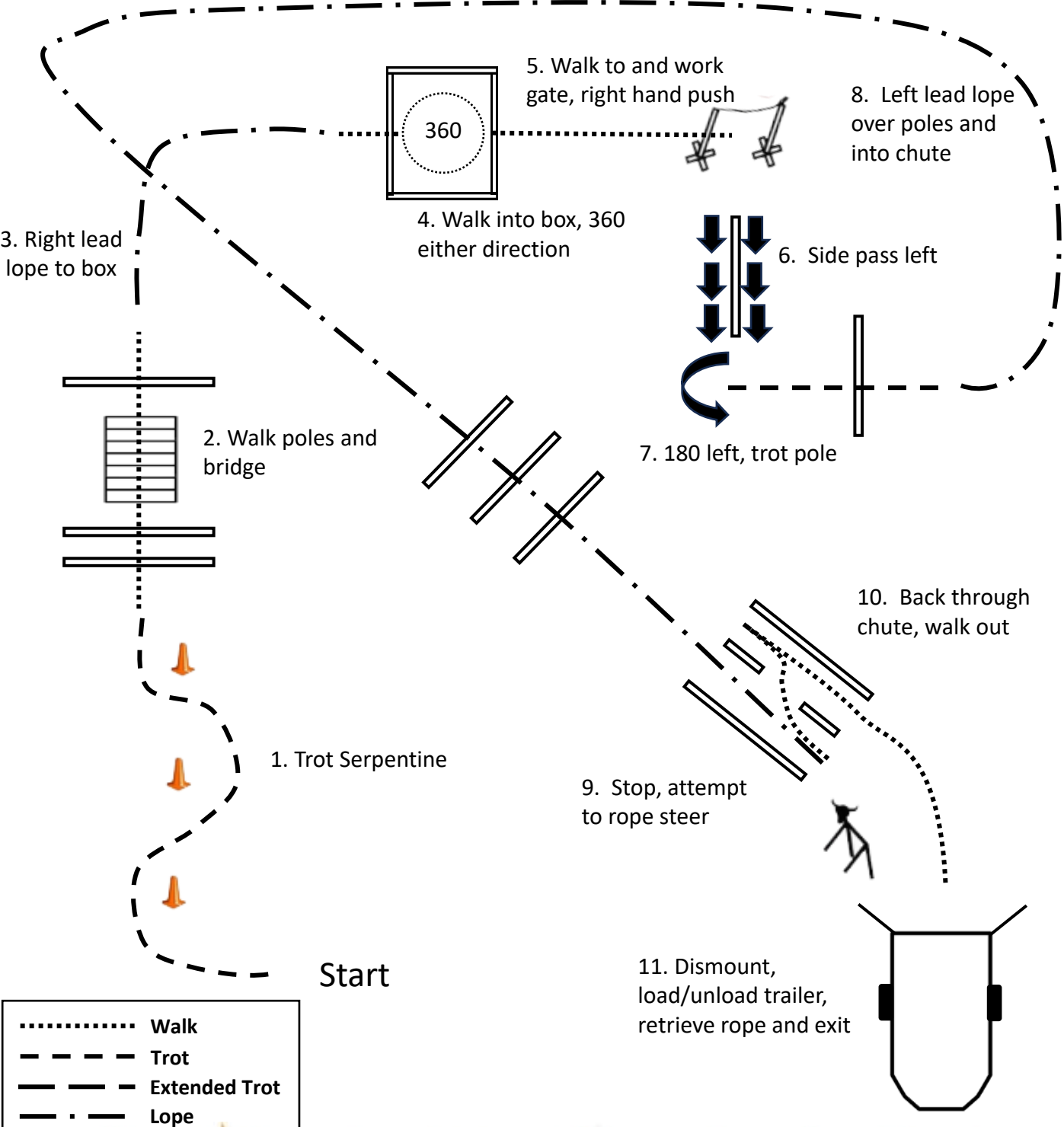
SHOWMANSHIP



GOOD LUCK

MoRHA Fall Final 2023

Ranch Trail



MoRHA Fall Final 2023

In Hand Ranch Trail 2YO saddled

